

what can you see?

2. see, three, been, green, seen, keep,
need, sleep, feel

ee



cup of tea

3. eat, tea, neat, real, clean, please,
leave, dream, seat, scream

ea


Practise reading

see three been

green seen sleep

clean dream seat

scream real



toy to enjoy
2. toy, boy, enjoy

oy



spoil the boy
3. join, coin, voice, choice, noise

oi


Practise reading

toy boy enjoy

join voice coin



ay



a-e

Practise reading

play

day

may

way

say

spray

make

cake

name

same

late

date



igh



i-e

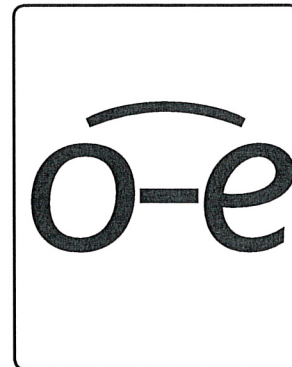

Practise reading

high night light

fright bright might

smile white nice

like time hide



Practise reading

blow
· · —

snow
· · —

low
· —

show
— —

know
— —

slow
· · —

home
· · ·



hope
· · ·

spoke
· · ·

note
· · ·

broke
· · · ·

phone
— · ·



Practise reading

too zoo food

· — · — · — ·

pool moon spoon


· — · · — · · · — ·

tune rude huge

· · · · · · · · ·

brute use June


· · · · · · · · ·



shut the door

2. sort, short, worn, horse, sport,
snort, fork

or



yawn at dawn

3. saw, raw, law, straw, dawn, paw,
crawl, jaw, claw, yawn

aw

Practise reading

sort short horse

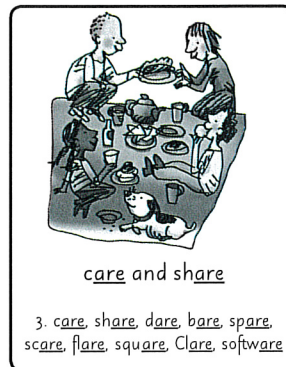
sport fork snort

saw law dawn

crawl paw yawn



air



are

Practise reading

fair

stair

hair

air

chair

lair


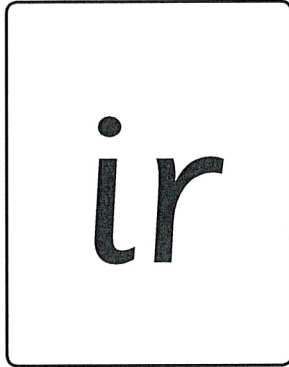

share

dare

scare

square

bare



Practise reading

girl bird third

whirl twirl dirt

burn turn spurt

nurse purse hurt

Speed Sounds Set 3

ir

ur

er



whirl and twirl

2. girl, bird, third, whirl, twirl, dirt

ir



nurse with a purse

3. burn, turn, lurk, hurl, burn, burp, slurp, nurse, purse, hurt

ur



a better letter

3. over, never, better, weather, after, hamster, litter, proper, corner, supper

er

Practise reading

girl

. _ . .

bird

. _ . .

third

_ _ . .

whirl

_ _ . .

twirl

. . _ . .

dirt

. _ . .

burn

. _ . .

turn

. _ . .

spurt

. . _ . .

nurse

. _ . .

purse

. _ . .

hurt

. _ . .

never

. . . _ .

better

. . _ . .

weather

. _ . . .

after




. . . _ .

proper

. . . . _ .

corner

. _ . . .



Practise reading

out shout loud

mouth round found

how down brown

cow town now

Speed Sounds Set 3

ay


a-e

ai




may I play?
2. day, play, may, way, lay, say,
tray, spray

ay



make a cake
3. make, shake, cake, name,
same, game, save,
brave, late, date

a-e



snail in the rain
3. paid, snail, tail, drain, paint,
Spain, chain, train, rain, stain

ai

Practise reading

play

day

may

way

say

spray

make

cake

name

same

late

date

snail

paid

tail

train

paint

rain

Speed Sounds Set 3

ow

o-e

oa



blow the snow

2. blow, snow, slow, show, know,
flow, glow


ow



phone home

3. home, hope, rose, spoke, note,
broke, stole, rope, those

o-e



goat in a boat

3. toad, oak, road, cloak, throat,
roast, toast, leaf, coat, coal, coach

oa

Practise reading

blow
.. —

snow
. . —

show
— —

know
— —

flow
.. —

home
. . .

hope
. . .

spoke
. . .

note
. . .

broke
. . .

phone
— . .

goat
. — .

boat
. — .

road
. — .

throat
— . — .

toast
. — . .


coat
. — .

Speed Sounds Set 3

oo

ū-e

ew



poo at the zoo

2. too, zoo, mood, fool, pool, stool, moon, spoon


oo



huge brute

3. tune, rude, huge, mule, brute, use, June, dude, accuse, excuse

ū-e



chew the stew

3. new, knew, flew, blew, few, crew, newt, screw, drew, grew, stew

ew

Practise reading

too
· — ·

zoo
· — ·

food
· — ·

pool
· — ·

moon
· — ·

spoon
· — ·

tune
· · ·

rude
· · ·

huge
· · ·

brute
· · ·

use
· ·

June
· · ·

chew
· — ·

new
· — ·

blew
· — ·

flew
· — ·

drew
· — ·

grew
· — ·



Practise reading

fire hire wire

bon/fire in/spire

con/spire



Practise reading

hear
• _____


dear
• _____

fear
• _____

near
• _____

year
• _____

ear



ure

Practise reading

pure

sure

cure

pic/ture

mix/ture

crea/ture

fu/ture

ad/ven/ture

temp/er/a/ture

Say the sound, say the grapheme

- 1 Show the tion card. Say the sound sh, then say the letter names ti.
- 2 Using exaggerated pronunciation, say each of the words listed on the card in syllables.
- 3 Ask the children to say the whole word.
e.g. you say con`vers`a`tion (shon); the children say conversation.
- 4 Point to ti on the chart. Say the sound sh, then say the letter names ti.

Fred Talk for reading

Using the tion Green Word cards or the words below:

- 1 Read each word in syllables (with exaggerated pronunciation), e.g. con`vers`a`shon.
- 2 Say the the word: conversation.

Write

- 1 Model how to write some of the words, underlining ti.
- 2 Using exaggerated pronunciation, say the word in syllables.
- 3 Ask the children to write the word.
- 4 Ask the children to read the word in syllables (exaggerated pronunciation), then say the whole word.

Give each child a photocopy of the page opposite, so they can practise the sounds at home.

Practise reading

con/vers/a/tion

. . . . — . . . — . . .

cel/e/bra/tion

. — . . .

ex/plor/a/tion trad/i/tion

. . . . — . . . — — . . .

con/grat/u/la/tion a/tten/tion

. — — . . . — . . .



Say the sound, say the grapheme

- 1 Show the cious and tious cards. Say the sound sh, then say the letter names ti and ci.
- 2 Using exaggerated pronunciation, say each of the words listed on the card in syllables.
- 3 Ask the children to say the whole word.
e.g. you say de` li` cious (shous); the children say delicious.
- 4 Point to ci and ti on the chart. Say the sound sh, then say the letter names ci and ti.

Fred Talk for reading

Using the cious and tious Green Word cards or the words below:

- 1 Read each word in syllables (with exaggerated pronunciation), e.g. de` li` shous (shous to rhyme with house).
- 2 Now say the the word: delicious.

Write

- 1 Model how to write some of the words, underlining ci or ti.
- 2 Say the word in syllables.
- 3 Ask the children to write the word.
- 4 Ask the children to read out the word in syllables (exaggerated pronunciation), then say the whole word.

Give each child a photocopy of the page opposite, so they can practise the sounds at home.

Practise reading

de/li/cious

.

sus/pi/cious

.

vi/cious scrump/tious

.

pre/cious fe/ro/cious

.

