



**Year 6**

**End of Key Stage 2 Tests**

**Monday 11th May – Thursday  
14th May 2020**

Helping you to help your child!



# What will I find out?

---

- **Timetable for the tests**
- **English Grammar, Punctuation and Spelling Test**
- **Reading Test**
- **Mathematics Tests**
- **How the tests will be marked and judged**
- **Any questions**



# The tests .....

---

In a few weeks time, our Year 6 children will take their SATs papers. These tests in English and Maths will reflect the new National Curriculum and are intended to be rigorous. The marking scheme focuses on scaled scores, replacing the old National Curriculum Levels.

The tests will be both set and marked externally - the results will be used to measure the school's performance. Your child's marks will be used in conjunction with teacher assessment to give a broader picture of their attainment.

# Timetable for the tests



All KS2 SATs will be held in the week beginning 11 May 2020.

Date	
<b>Monday 11 May 2020</b>	English Grammar, Punctuation and Spelling (SPAG)
<b>Tuesday 12 May 2020</b>	English Reading Comprehension
<b>Wednesday 13 May 2020</b>	Mathematics Paper 1: Arithmetic Mathematics Paper 2: Reasoning
<b>Thursday 14 May 2020</b>	Mathematics Paper 3: Reasoning



# KS 2 ENGLISH



- Grammar and Punctuation test  
45 minutes
- Spelling test  
Approximately 20 minutes
- Reading test  
60 minutes (including reading time)



# Reading Test



The reading test will be a single paper with questions based on three passages of text. Your child will have one hour (including reading time) to complete the test. There will be a selection of question types, including:



**Fact retrieval questions** ask you to pick out information from the text.



**Inference questions** are all about doing a bit of detective work, to find out what's going on.

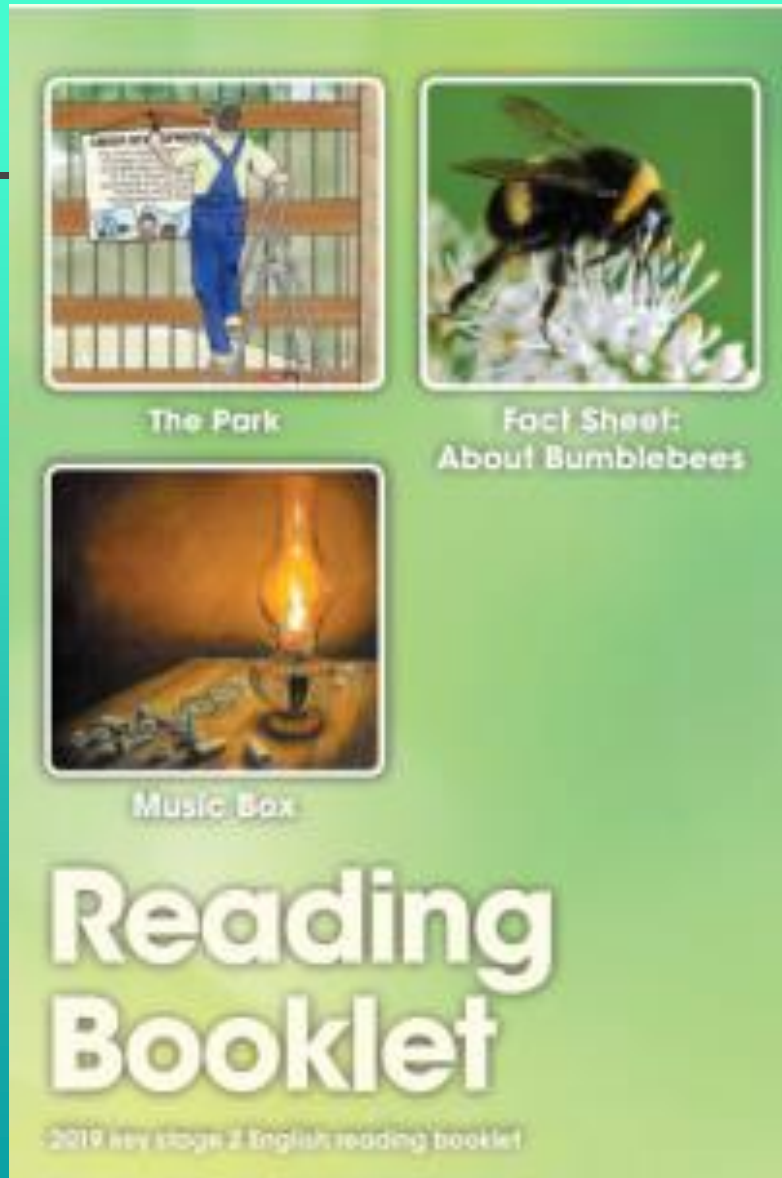


**Word Meaning questions** are about working out exactly what words mean when they're used in the text.



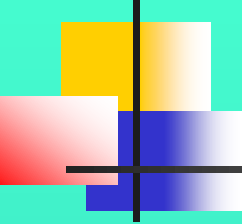
**Summary questions** get you to work out the overall meaning of a chunk of text.

# Example KS2 Reading Text



You have a copy  
on the table –  
please have a  
look.

# Example KS2 Reading questions



Questions 1 – 13 are about *The Park* (pages 4–5)

1 What is Ajay doing when the post arrives?

1 mark

2 How does Joe know that the letter contains bad news **before** his mum tells him what it says?

1 mark

You have a copy  
on the table –  
please have a  
look.



# Example KS2 Reading questions

12

Look at the paragraph beginning: *Underneath the notice was a...* to the end of page 5.

What is happening inside the park straight after Joe and Ajay have read the sign?

---

1 mark

13

Using information from the text, tick one box in each row to show whether each statement is **true** or **false**.

	True	False
The park has been looked after by a park warden.		
The park is going to be replaced with a shopping centre.		
Building work in the park will start at the end of July.		
The warden had two weeks' notice of the park's closure.		

2 marks

# How to support your child with reading



- Read with your child and get your child to read aloud to you. Then, ask them questions about the text to check their understanding.
- Read aloud to your child whilst your child follows the text: listening is an important part of reading; it will help your child learn the importance of punctuation and reading with expression.

# Example KS2 Grammar questions

You have a copy on the table – please have a look.

2

Draw a line to match each word to the correct **suffix**.  
Use each suffix only once.

**Word**

accomplish

forgive

joy

fool

**Suffix**

ful

ment

ish

ness

1 mark



# Example KS2 Grammar questions

9

In which sentence is lock a **verb**?

Tick **one**.

Aisha closed the box and fastened the lock.

☐

Make sure you lock the gate before you leave.

☐

I think I need to buy a new bike lock.

☐


The lock can only be opened with this special key.

☐

1 mark

# How to support your child with SPAG

---



- Encourage your child to spend time on Spellodrome.
- When reading to and/or with your child, discuss the use of inverted commas to mark speech, the use of parenthesis (brackets, dashes and commas) to add additional information; the use of semi-colons/colons etc - remember our SPAG Bible.
- Unfortunately, the grammar paper relies on a child knowing the terminology e.g. subordinate clause, main clause, adjective, article, passive/active voice - and many more.

We use these in daily teaching practice, so the children will be ok.




# The Mathematics Tests

---

- Paper 1 (30 mins) Arithmetic
- Paper 2 (40 mins) Reasoning
- Paper 3 (40 mins) Reasoning

Reasoning means  
'Word Problems'.

# Example KS2 Arithmetic questions



$$\boxed{\phantom{0000}} = 936 + 285$$

$$89,994 + 7,643 =$$

$$3.005 + 6.12 =$$

$$125.48 - 72.3 =$$

$$122,456 - 11,999 =$$

$$879 \times 3 =$$

$$0.9 \div 10 =$$

			7	1	
			4	6	
x					
<hr/>					

$$15 \times 6.1 =$$

2	9				

$$1\frac{4}{5} + \frac{3}{10} =$$

$$3^2 + 10 =$$


$$\frac{4}{7} + \frac{5}{7} =$$

$$20\% \text{ of } 1,800 =$$

$$15\% \times 440 =$$

$$60 - 42 \div 6 =$$

# Example KS2 Reasoning questions



You have a copy  
on the table –  
please have a  
look.

8

In this sequence, the rule to get the next number is

Multiply by 2, and then add 3

Write the missing numbers.

25

53

1 mark

1 mark



# Example KS2 Reasoning questions

15

Amina asked 60 children to choose their favourite flavour of jelly.

These were her results.

Flavour	Number of children
Raspberry	12
Lemon	8
Orange	15
Blackcurrant	25
<b>Total</b>	<b>60</b>

What **percentage** of the 60 children chose orange?

%

1 mark

# Example KS2 Reasoning questions

19

A machine pours 250 millilitres of juice every 4 seconds.


How many **litres** of juice does the machine pour every **minute**?

Show  
your  
method

litres

2 marks

# How to support your child with maths.



- Knowing their timetables - they can use them accurately and quickly for multiplication and division - TTRS.



- Reasoning practice - HWK





# Marking and Levels

---

- Mathematics, Reading and SPAG tests are marked **externally**.
- For Writing, on going writing assessments will be used to inform an overall teacher assessment levelled judgement, of a child's work across Year 6.
- Results come back to school in **July**.
- Results are shared with secondary schools.
- Results will be provided as a **scaled score** . Children's raw marks will be converted into a scaled score to identify whether they have met the **national standard**.
- The test results will be included in the children's annual report – both the scaled score and whether the child has met the national standard for English and Maths will be reported.



# Raw Scores and Scaled Scores

---

## Maths:

- The test is out of 110 marks.
- Last year, the Year 6 Expected Standard level was a score of 58.
- **58** raw marks = **100** scaled score
- **95** raw marks = **110** scaled score

## Reading:

- The test is out of 50 marks.
- Last year, the Year 6 Expected Standard level score of 28.
- **28** raw marks = **100** scaled score
- **41** raw marks = **110** scaled score

## SPAG:

- The test is out of 70 marks.
- Last year, the Year 6 Expected Standard level score of 36.
- **36** raw marks = **100** scaled score
- **55** raw marks = **110** scaled score

**100 = At age related expectation**

**110 = Above age related expectation**



# Between now and then...

---

The children are preparing thoroughly for these tests. We are extremely proud of how hard they have worked and how committed they have been to do their best. Between now and then, it will be important to:

- Get plenty of early nights.
- Eat well and get lots of fresh air.
- Stay calm - don't panic.
- Be confident and believe in themselves.

NB: There will be no HWK the weekend before SATs.

# During SATs Week

Each morning, Monday to Thursday, we have –

Breakfast - 8:20am



Bacon baps, sausage baps or croissant/  
pain au chocolate and juice

Wake & Shake - 8:40am

Exercise to music; children wear  
sports clothes all week.





# Any questions?

---

